

**WHAT WOULD THIS LOOK LIKE?**

**SCHOOL ORGANIZATION DESCRIPTION:**

- ▶ John McCrae PS - JK-8 FI
- ▶ FA Hamilton PS - JK-6 FI
- ▶ Jean Little PS - JK-8 Eng
- ▶ Priory Park PS - JK-6 Eng, Gr 4-6 Gifted
- ▶ Waverley Dr PS - JK-8 Eng, 7/8 FI
- ▶ Gateway Dr PS - JK-8 Eng, Gifted 7/8
- ▶ Victory PS - JK-6 Eng & FI
- ▶ Paisley Rd PS - JK-6 Eng & FI
- ▶ Ed Johnson PS - JK-6 FI

**TO IMPLEMENT...**

**SCHOOLS AFFECTED:**

- ▶ FA Hamilton (losing and gaining students)
- ▶ John McCrae (losing and gaining students)
- ▶ Jean Little (losing and gaining students)
- ▶ Priory Park (losing and gaining students)
- ▶ Waverley (losing and gaining students)
- ▶ Gateway (gaining students)
- ▶ Victory (losing students)
- ▶ Paisley (gaining students)

**BOUNDARY CHANGES:**

- ▶ Portion of John McCrae JK-6 FI reassigned to FA Hamilton
- ▶ FA Hamilton JK-6 Eng reassigned to Jean Little
- ▶ Portion of Jean Little JK-6 reassigned to Priory Park
- ▶ All 7/8 Eng from Priory Park to Jean Little
- ▶ Gr. 4&5 Gifted students reassigned from FA Hamilton to Priory Park
- ▶ Gr 6 Gifted students reassigned from Waverley to Priory Park
- ▶ All S. Guelph 7/8 FI reassigned from King George to John McCrae
- ▶ North Guelph 7/8 FI students from King George to Waverley
- ▶ Portion of JK-6 FI (west of the Hanlon) from Victory to Paisley
- ▶ Grade 7&8 Gifted from Waverley to Gateway

**STAFF COMMENTS:**

Program	# of Students Displaced (approximate as of 2011)	Projected School Utilization	Facility Expenditures/Limitations
▶ Sufficient numbers to support Rotary in Grades 7&8 at John McCrae, Jean Little, Waverley & Gateway	▶ 270 JK-6 FI students from John McCrae to FA Hamilton	▶ FA Hamilton overcapacity in 2011 (128%) & 2017 (147%)	
▶ Victory English program projected to be small	▶ 150 JK-6 Eng from FA Hamilton to Jean Little	▶ Jean Little overcapacity in 2011 (120%) & 2017 (117%)	
▶ Victory FI program projected to be mid-sized	▶ 25 JK-6 Eng from Jean Little to Priory Park	▶ John McCrae overcapacity in 2017 (132%)	
▶ Paisley English program projected to be mid-sized	▶ 65 7/8 Eng from Priory Park to Jean Little	▶ Ed Johnson overcapacity in 2017 (116%)	
▶ Waverley exceeds 35% in Gr 7/8	▶ 50 Gr 4 & 5 Gifted students from FA Hamilton to Priory Park	<b>Projected School Utilization (assumes FD 4/5 in 2017)</b>	<b>Assuming FD 4/5 in 2017</b>
▶ All students attend a maximum of 2 elementary schools	▶ 20 Gr 6 Gifted students from Waverley to Priory Park	▶ FA Hamilton overcapacity in 2017 (170%)	
	▶ 115 Gr 7/8 FI from King George to John McCrae	▶ Jean Little overcapacity in 2017 (128%)	
	▶ 145 7/8 FI from King George to Waverley	▶ John McCrae overcapacity in 2017 (149%)	
	▶ 135 JK-6 FI from Victory to Paisley	▶ Paisley overcapacity in 2017 (119%)	
	▶ 40 Gr 7&8 Gifted from Waverley to Gateway	▶ Priory Park overcapacity in 2017 (123%)	
		▶ Ed Johnson overcapacity in 2017 (136%)	

**ENROLMENT DATA:**

School	Proposed Program	Current CAP	Projected Enrolments (FTE)			
			2008	2011	2017	2017 (FD 4/5)
Ed Johnson PS		328	0	0	0	0
Ed Johnson PS - FI		328	285	310	380	445
FA Hamilton PS		179	245	0	0	0
FA Hamilton PS - FI		179	0	230	265	305
Gateway Dr PS		397	305	340	355	355
Gateway Dr PS - FI		397	0	0	0	0
Jean Little PS		326	270	390	380	415
Jean Little PS - FI		326	0	0	0	0
John McCrae PS		463	0	0	0	0
John McCrae PS - FI		463	490	475	610	690
Paisley Rd PS		490	225	205	215	245
Paisley Rd PS - FI		490	140	255	290	340
Priory Park PS		272	265	240	335	335
Priory Park PS - FI		272	0	0	0	0
Victory PS		317	130	85	90	100
Victory PS - FI		317	250	200	210	240
Waverley Dr PS		558	395	320	360	390
Waverley Dr PS - FI		558	0	145	210	210
<b>Totals</b>			<b>2715</b>	<b>2885</b>	<b>3320</b>	<b>3625</b>

Totals have been rounded to the nearest 5  
 Schools where Full Day Kindergarten is included in 2011 & 2017 enrolments.

**% of JK/SK and 7/8 to Total School Enrolment**

School	Year	FD 4/5			
		JK/SK	7/8	JK/SK	7/8
Ed Johnson PS	2011	19%			
	2017	17%		30%	
FA Hamilton PS	2011	17%			
	2017	16%		27%	
Gateway Dr PS	2011			17%	28%
	2017			17%	29%
Jean Little PS	2011	9%	34%		
	2017	10%	32%	18%	29%
John McCrae PS	2011	14%	25%		
	2017	12%	27%	22%	24%
Paisley Rd PS	2011	16%			
	2017	15%		27%	
Priory Park PS	2011			20%	
	2017			20%	
Victory PS	2011	15%			
	2017	15%		26%	
Waverley Dr PS	2011	6%	58%		
	2017	6%	60%	11%	57%

**Scenario Tracking Record:**




Scenario posted on website	
Scenario shared with ARC	
Scenario confirmed for accuracy	
Scenario summarized	Mar 26/10
Scenario submitted by Staff Steering Committee	Mar 25/10

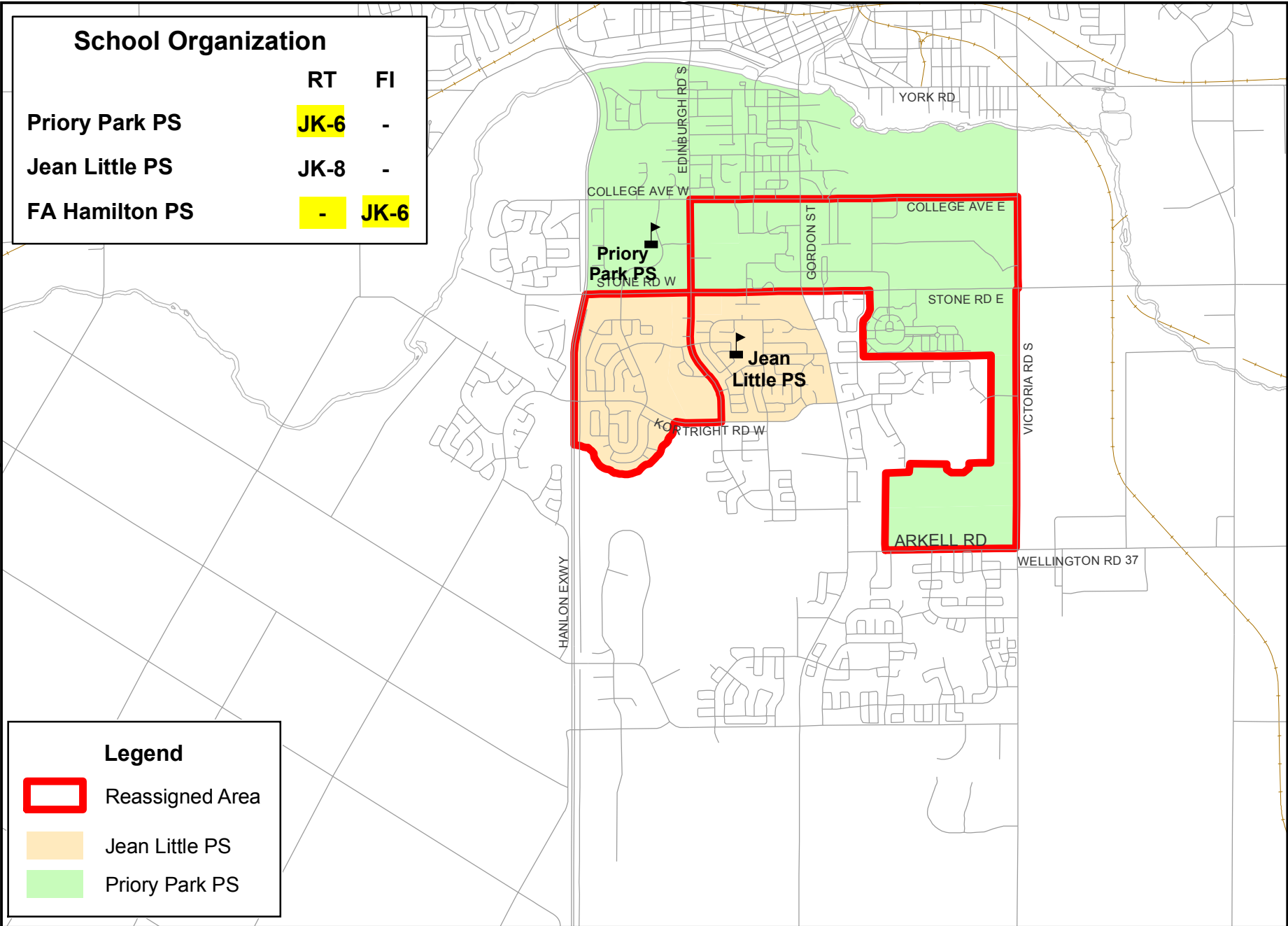
*Draft*

# South - JK-6 Regular Track

Scenario U

School Organization		
	RT	FI
Priory Park PS	JK-6	-
Jean Little PS	JK-8	-
FA Hamilton PS	-	JK-6

Legend	
	Reassigned Area
	Jean Little PS
	Priory Park PS






School Organization		
	RT	FI
Victory PS	JK-6	JK-6
Paisley Rd PS	JK-6	JK-6

Grade 6 Gifted students from move from Waverley Dr PS to Priory Park PS


Grade 7/8 Gifted students from move from Waverley Dr PS to Gateway Dr PS


**Legend**

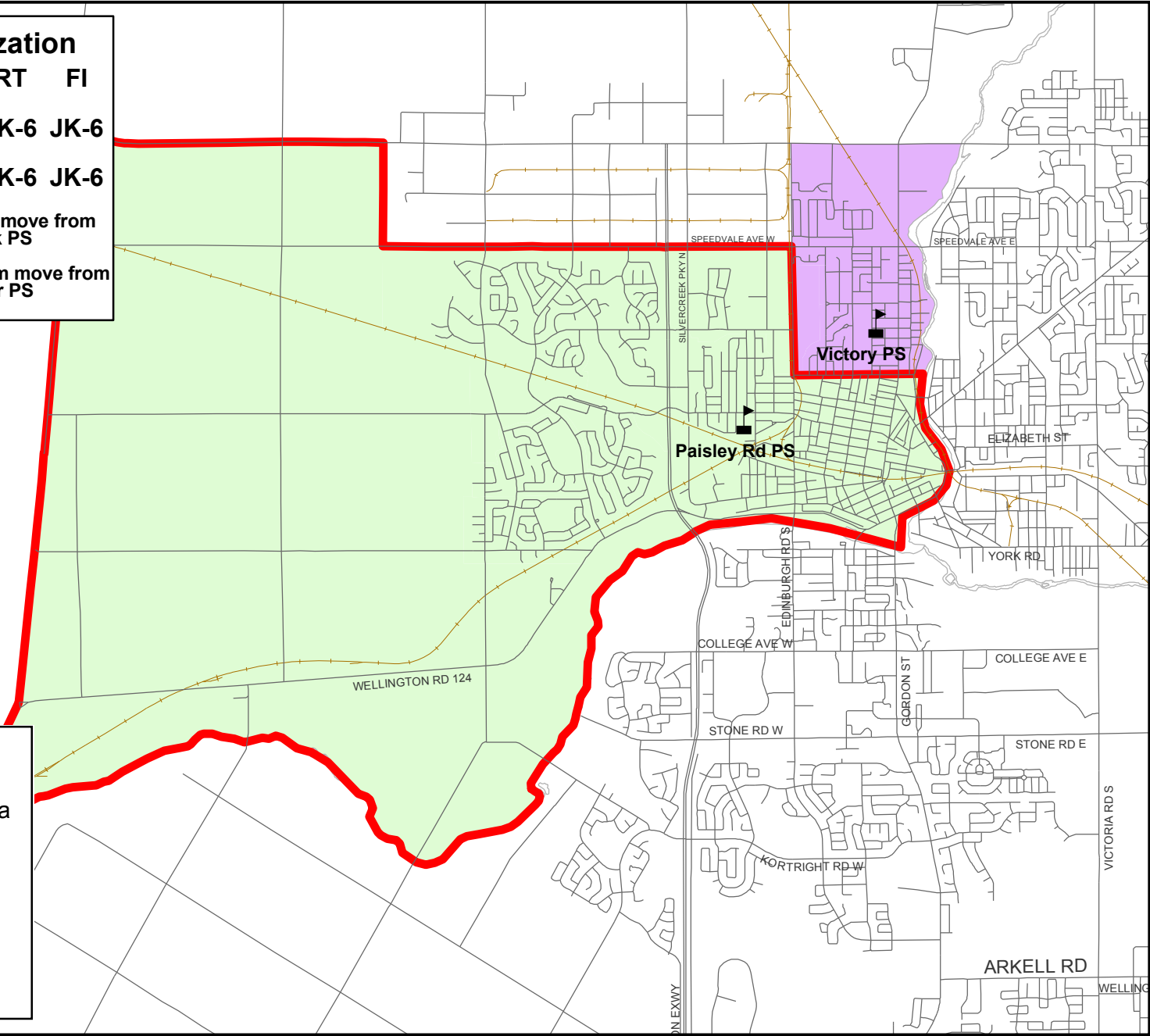
 Reassigned Area

**Scenario**

**SCHOOLID**

 Paisley Rd PS

 Victory PS



This scenario was submitted for analysis from a meeting of the Staff Steering Committee on March 25, 2010. The premise of this scenario is that it would be a Staff Variation of U/10 where the Tytler FI students remain at John McCrae and the boundary of the FA Hamilton JK-6 FI program would be revised to a size of approximately 200-240 students in 2011 and growing to approximately 270 students by 2017.